



Broughton Hall Catholic High School



Year 11 Curriculum Booklet



Term Dates

Autumn Term 2017

Inset Days: Monday, 4th September 2017 (No Pupils)

Friday, 20th October 2017 (No Pupils)

There will be a holiday on Friday, 22nd September 2017 to celebrate the feast of
our Lady of Mercy.

Term Commences: Monday 4th September 2017

Term Ends: Friday 22nd December 2017

**Half Term - Monday 23rd October to Friday 27th
October 2017**

Spring 2018

Inset Day: Monday, 8th January 2018 (No Pupils)

Term Commences: Monday 8th January 2018

Term Ends: Friday 23rd March 2018

**Half Term - Monday 12th February to Friday 16th
February 2018**

Bank Holiday: Good Friday: 30th March

Bank Holiday: Easter Monday: 2nd April

Summer 2018

Inset Day: Monday, 23rd July 2018 (No Pupils)

Term Commences: Monday 9th April

Term Ends: Monday 23rd July 2018

Half Term: Monday, 28th May to Friday 1st June 2018

Bank Holiday: Monday 7th May 2018 – May Day

Bank Holiday: Monday 28th May 2018



Our School Day

School Starts:	8.40am
Tutorial:	8.45 - 9.05am
Lesson 1:	9.05am - 10.05am
Lesson 2:	10.05am - 11.00am
Break	11.00am - 11.20am
Lesson 3:	11.20am - 12.15pm
Lesson 4a / KS3 Lunch Time	12.15pm - 1.15pm
Lesson 4b / KS4 Lunch Time	1.15pm - 2.10pm
Lesson 5:	2.10pm - 3.10pm

Homework

Year 11 homework may experience different levels of homework workload throughout the year due to exam preparation or controlled assessment deadlines. All pupils should be completing revision as part of on going work throughout the year.

HOMEWORK Key Stage 4	
Subject	Time Per Week
English	45-70 mins
Maths	45-70 mins
Science	45-70 mins
MFL, RE Option Subjects will have minimum 45 minutes per week per subject as appropriate.	
Typically 90-150 minutes per day	

All pupils are provided with planners to record homework set and parents are asked to check these each week.

Year 11 Guide

Year 11 Pupils will continue to study for a range of external qualifications known as GCSEs vocational and academic courses are provided for, as in Entry Level Certification. Year 11 is also the time to start thinking about the future. The school provides career guidance.

Although the system is constantly changing, your involvement during this crucial year can make an enormous difference—the difference between success and failure or between poor grades and A to C passes.

DEMANDS ON YOUR DAUGHTER ARE LIKELY TO INCLUDE:

Being more self motivated and taking more responsibility for her own learning

Asking when she doesn't understand overcoming difficulties with challenging work and finding ways of coping under pressure.

Organising herself, notes, information and hand-outs on many different subjects

Completing more work at home, independently.

Organising and planning her time over longer periods e.g. Coursework.

Understanding exam structure and the importance each piece of work has towards the final grade.

Planning and completing revision. Perfecting examination technique. Balancing time spent in study with outside interests which may need to be sacrificed for long term success.

PARENTS CAN SUPPORT THEIR DAUGHTERS BY:

Attending review meetings and Parents' Evenings

Working with staff to ensure your daughter is completing her work and meeting deadlines

Finding out about course structure and requirements e.g. coursework, exams being taken by your daughter.

Discussing work with your daughter, helping with any problems.

Providing a comfortable work area at home

Setting Guidelines for homework to be done each evening.

Ensure your daughter gets enough rest, sleep, exercise, good diet etc.

Attendance & Punctuality

Regular attendance at school is vital 97% being the minimum required attendance - even this means nearly 2 weeks or 30 lessons have been missed. Pupils learn best and receive most from school when they are actually there! This issue is highlighted regularly in letters home and is featured in the Home School Agreement. Parents are asked to avoid taking pupils on holidays during term time; all holidays are counted as an unauthorised absence. The school also requests that as far as possible medical and dental appointments are made out of school hours.

Registers are marked daily both morning and afternoon in accordance with the instructions given by the Department for Education. Notes are retained and any absences without a parental note are recorded as unauthorised by the school. On the first day of a pupil's absence parents are asked to telephone school by 10am. If no contact has been made, enquires will be made by school staff, by text message in the first instance.

This could be followed up by letter or in exceptional circumstances through the Educational Welfare/Attendance Officer. Parents are asked to provide a written explanation for each and every absence upon a pupil's return to school, even if a telephone call has been made. In any case of suspected truancy parents will be informed of the school's concern at the earliest possible opportunity. Should your daughter's contact details, emergency names, telephone numbers, or parental salutation (i.e. Mrs Hill or Mr and Mrs Jones) change during the year please inform your Head of Year or the school office. As the school number is 'withheld' please leave a mobile number where you may be contacted in case of sickness or an emergency.

Appointments during the school day

Please note that students are not allowed to leave the premises at any time during the school day without the permission of their Progress Manager or a Senior Member of Staff. Appointments should ideally be arranged outside of school hours or during holidays. If an appointment is unavoidable the school should be informed in writing and the note countersigned by the Progress Manager. Your daughter will then be issued with an absence pass authorising her absence from school and must be collected in person from the school office. In accordance with HSE guidelines no girl will be allowed to meet parents outside school.

Punctuality

If a pupil is late this means not only does she miss registration or assembly, when important information is given out, but she will not be able to get to her locker for the books and equipment she needs for lessons 1&2. Being late for school means being late or not equipped for lessons and causes disruption to other pupils. Please encourage your daughter to be in school by 8.30 in order to organise herself. It is a good idea to check bus routes, stops and fares during the summer holidays, so that your daughter feels happy and secure about travelling to school. If your child is eligible for a bus pass please apply to the LEA as early as possible.

Progress manager's detention

If your daughter is late without a very good cause or late twice in one week she will be required to do late detention with her Progress Manager.

This is held weekly on a Wednesday evening and lasts for 1 hour.

Parents are notified 24 hours in advance of their daughters' detention.

Please note this detention is not negotiable.

GCSE Examinations

For all year 11 students, this school year is very important.

In May you will start your final GCSE examinations. The results that you gain in these may have a big effect on your future.

Nearly all your GCSE's are assessed partly by practical examinations and controlled tests and partly by written examination. It is important that the same commitment is given to all aspects of your GCSE to achieve the best grades possible.

Controlled Assessments

Controlled Assessments have replaced the Coursework elements of Examinations. They are done using the same concept of Coursework but within a Controlled environment. These will be planned sessions organised within the school day, when work will be done and saved in school, this work will be assessed by the teacher and moderated by the Examination boards. Follow the link on [Broughtonhall.com/examinations/controlled assessments](http://Broughtonhall.com/examinations/controlled-assessments)

Revision

Remember that the examinations in most subjects will test you on any topics that you have covered in the previous two years. It is essential that you revise all work thoroughly. You should organise your revision beforehand and make a start well before the examinations begin. Some time spent on revision at this stage could be well rewarded in your future.

Your teachers will be able to help you with specific advice about revision in particular subjects.

Art and Design



No of lessons per two week timetable : 6

Portfolio of Work : 60%

Practical Examination: 40%

Exam board : AQA

All students follow a course which focuses on:

- **Development of creative ideas by looking at a variety of ideas and artists work.**
- **Experimentation, using different materials, techniques and ways of working.**
- **Development an understanding of artists work from different eras.**
- **Pupils will produce a cohesive body of work, creating something unique and personal.**

What happens in GCSE Art & Design

Unit 1 - Art and Design portfolio 60%

Pupils will produce a personal portfolio of work developed from a the starting point.

This will be done via sketchbooks/journals, artist research pages, idea pages for final pieces and final outcomes.

Unit 2 - Externally assessed practical exam 40%

Pupils will formulate a personal response to one question chosen from an early release paper. Pupils will be given unlimited preparation time to develop ideas. There will then be a 10 hour examination to produce final outcome/s.

This will be done via sketchbooks/journals, artist research pages, idea pages for final pieces and final outcomes.

GCSE Art & Design portfolio — December

GCSE Externally assessed practical research start date — January

GCSE Externally assessed practical exam, 10 hour exam—March/ April

Extra Curricular Provision

- Lunchtimes and after school by arrangement with subject teacher

PROGRESSION

A level Art & Design

Business Studies

GCSE Business Studies

BTEC First Qualification in Business

Outline of the Course

The GCSE is a modular course that comprises three units.

In Year 10, students will complete the first two units and the final unit in Year 11

About Business—Learners will be introduced to the world of business and will look at what makes someone a successful business person. Learners will find out how to develop an idea and spot an opportunity. Learners will understand how to make a business effective and manage money well. They will also see how the world around them affects businesses and all the people involved.

Unit One— Externally assessed unit at the end of year 11

Unit Two— Internally assessed unit in Year 10

Unit Three—Externally assessed unit at the end of Year 11

In Y10 pupils will aim to complete two of the four units that make up the course. In Year 11 students will complete the final two units

Unit One will provide learners with knowledge and understanding of what makes businesses successful. It will cover how businesses are run in terms of their form of ownership, the impact of external factors on business success, and understanding the different objectives businesses may have.

Unit Two is an externally assessed unit. The unit focuses on the financial aspects of running a business. It will provide learners with knowledge and understanding of businesses costs, calculating profit, and the importance of monitoring cash flow.

Unit Four will provide learners with knowledge and understanding of how businesses ensure they are pleasing and satisfying their customers.

Unit Eight will provide learners with knowledge and understanding of how businesses recruit and select employees.

Percentage weighting for exams and coursework

Unit 1 (25%): Introduction to Small Business

Externally assessed (unseen examination)

Unit 2 (25%): Investigating Small Business

Internally assessed (controlled assessment)

Unit 3 (50%): Building a Business

Externally assessed (unseen examination)

75% of assessment is by portfolio

25% of assessment is by external exam

Pupils need to complete 4 units of study:

Enterprise in the Business World

Finance for Business

Recruitment and Selection

Investigating Customer Service

Extra curricular support: Catch up sessions are provided after school for pupils who are behind with portfolio work or having difficulties with class or homework. There is an open-door policy within the business studies department and pupils are encouraged to come and speak with staff either before school, during the lunch hour or after school. As the GCSE exams approach, revision sessions will be held for pupils.

Websites to visit: Pupils have access to revision material via Moodle.

A few additional websites that pupils can use to help revise are:

Bized: www.bized.ac.uk

GCSE Bitesize: <http://www.bbc.co.uk/schools/gcsebitesize/business/>

Dance

COURSE NAME: AQA GCSE DANCE
COURSE OVERVIEW & ASSESSMENT

Component 1– Performance & Choreography

Performance

Two set phrases provided by AQA will be performed as a solo (1 minute in duration).

Duet/ Trio Performance (3—5 minutes in duration)



Choreography

A solo or group choreography . A solo (2-2.30 minutes) or a group dance for 2 to 5 dancers (3-3.30 minutes).

How is component 1 assessed?

Internally marked and externally moderated

Performance 30% of GCSE (40 marks)

Choreography 30% of GCSE (40 marks)

Component 2– Dance Appreciation

What is assessed?

Knowledge and understanding of choreographic processes and performing skills.

Critical appreciation of own work.

Critical appreciation of professional works.

How is component 2 assessed?

40% of GCSE

Written exam– 1hour 30 minutes

80 marks

HOMEWORK: You should be doing at least 2 hours a week homework for each GCSE you do.

Performance: Rehearsal regularly to improve physical, expressive and technical skills.

Choreography: Understanding different types of choreography , through practical engagement within lessons and research outside of class.

Dance Appreciation: Written work will be provided every week to extend on your in class learning.

GENERAL INFORMATION

Commitment, positivity and good time management are key to success, in this subject and in life! It is essential students consistently follow staff advice & manage their time effectively to achieve the best possible results.

USEFUL RESOURCES; AQA GCSE Dance specification, YouTube’ AQA GGCSE Dance set works.

Design Technology: Product Design

No of lessons per two week timetable: 6

(depending on option block)

Coursework 60%

Examination 40%

Exam board - AQA



All students follow a course which focuses on:

- The production of products using card, paper, plastic and wood.
- Product analysis/Evaluation techniques
- CAD/CAM including using Photoshop to enhance your images, 2D design and Google Sketch-up.
- Drawing and presentation skills.
- Development of the confident use of a range of tools and equipment including the laser cutter.
- Systems and control / industrial practices
- GCSE coursework assignment
- Preparing for the written exam
- GCSE coursework assignment

What happens in Product design

You will design a logo based on the work of a famous designer and apply it to a range of products using screen printing. You can print t-shirts, tote bags, posters, etc.

You will complete mini practical tasks to improve your skills. This will include a cam toy, a desk tidy, a mobile phone holder and a key-ring.

You will research, design and make a jewellery tree which you will be able to take home and use

You will design and make packaging for a product and learn all about the need for packaging and how to make our packaging more environmentally friendly.

You will explore materials and methods of making.

GCSE controlled assessment start date February

GCSE practical completion date—January

GCSE Coursework completion date-February

The pupils will produce and submit their course work as a e.portfolio.

Written exam June

Extra Curricular Provision

Lunchtimes by arrangement with subject teacher

One practical session, per teacher, per week 3.10- 4.10 pm



Please Note

It is essential that students attend after school and lunch time practical sessions to give themselves the best possible chance of achieving a top grade.

PROGRESSION

A Level Product Design

FOOD & CATERING - Level 1/2 Technical Award

No of lessons per two week timetable 6

Examination board – WJEC

Coursework

Unit 1 30%

Unit 2 30%

Written examination 40%



The new Level 1/2 Technical Award in Food and Catering to give pupils a hands-on introduction to life and work in the catering industry.

Pupils will develop, practice and demonstrate key food preparation skills, making a variety of food products. They'll learn how to scale up production to produce larger quantities suitable for a commercial setting and get to demonstrate their skills through two internally assessed projects.

Assessment

Unit 1: What's assessed Pupils will undertake a number of mini-projects that will allow them to be assessed against 12 core practical skills. Weighting - 30%. Pupils will produce a folder of evidence of individual dishes which will be photographed for moderation purposes.

Unit 2: What's assessed:

Pupils will undertake an extended project that showcases the skills they have developed in unit 1. Pupils will produce a menu, production plan and sample dishes. They will produce a portfolio of planning, development, testing and evaluation. This should be no more than 15 pages and include photographic evidence. Weighting 30%

Unit 3: What's assessed: Pupils will be assessed on their knowledge and understanding of the following:

meals and menu planning

cooking methods and recipes

commercial practice

careers opportunities

food hygiene and safety.

Weighting 40% - Written exam: 1 hour 30 minutes

Questions Section A

20 multiple choice questions (20 marks).

Section B

Mixture of short-answer and extended-response questions

GCSE Food and Nutrition

The WJEC Eduqas GCSE in Food Preparation and Nutrition equips pupils with the knowledge, understanding and skills required to cook and apply the

principles of food science, nutrition and healthy eating. It encourages pupils to cook, enables them to make informed decisions about food and nutrition and allows them to acquire knowledge in order to be able to feed themselves and others affordably and nutritiously, now and later in life.

Job opportunities:

Education—primary, secondary, childcare

Public health-dieticians, nurse, midwifery, occupational therapy

Sports & nutrition, personal trainer, sports science

Hospitality industry- Catering Manager, Hotel & Catering, food Service Management, Beverage industry

Food Retailing-Retail Management, Brand Management, Marketing

Unit 1—Written Exam paper completed in Year 11

Weighting: 50%

Time: 1 hour 45 mins

Section A - Question based on stimulus materials

Section B – Questions to assess knowledge of food and Nutrition

Unit 2: Assessment 1: Food science investigation.

Weighting: 15% . Time: 8 hours,

Report Size between 2,000 and 2,500 words

Unit 2: Assessment 2: Food preparation assessment

Weighting: 35%. Time: 12 hours (3 Hours Practical)

Pupils plan, prepare, cook and serve 3 dishes with appropriate accompaniments. Portfolio of evidence maximum of 15 pages A4 to include all photo's, charts and graphs



Design Technology

No of lessons per two week timetable : 6

Examination Written Paper: 50%

Non-exam assessment: 50%

Exam board AQA



AQA Technical award is made up of three components:

Unit 1: Skills demonstration - 8 practical skills

During the first year of the course you will complete 2 /3 projects that will demonstrate a series of practical skills including , colouring fabrics, surface embellishment , construction techniques and the application of fastenings and components

Unit 2 Extended making project

Pre release project titles June 1st 2018

At the end of Year 10 until February Y11 you will complete a project that showcases the skills you have developed through the development and production of a product that meets a select brief

Unit 3: Fundamentals of fashion and textiles 40%

Throughout the course you will develop knowledge to about materials , their properties and the commercial processes and possible careers in the industry .

This will be examined in a written exam at the end of the 2 year course

Unit 2: Creative Project in Art & Design—Externally assessed exam

Develop creative ideas, skills and intentions in response to a project brief

Produce final outcomes that meet the requirements of the brief.

Extra Curricular Provision

Lunchtimes by arrangement with subject teacher

One practical session, per teacher, per week 3.10- 4.10 pm

Design Technology GCSE Textiles

No of lessons per two week timetable : 6

Examination Written Paper: 50%

Non-exam assessment: 50%

Exam board AQA

AQA GCSE Design Technology is made up of two components:

Examination Written Paper 2 hour exam 50%

Core technical principles,

All aspects of Design & Technology

multiple choice questions

Specialist technical principles,

Questions that link to your chosen product route

Designing and making principles


Questions linked to your chosen product route and general design technology

principle questions

Non-exam assessment Portfolio of 30-35 hours 50%

During the 2nd year of the course students will produce a substantial design and make task in TEXTILES

Progression. The GCSE Design technology course prepares students for an A level in Fashion & textiles or Product design, both delivered in our sixth form.



English Language

EXAM BOARD : AQA

EXAMINATION : 100%

Grades Available 1-9



Written Examination

Two exams

Paper 1 1hr 45 minutes

Explorations in Creative Reading and Writing 50%

Paper 2 1hr 45 minutes

Writers' Viewpoints and Perspectives 50%

Students will also produce a short presentation to fulfil the Spoken Language element of the course. Assessment of this is compulsory but does not affect their overall grade.

Students will draw upon a range of texts as reading stimulus and engage with creative as well as real and relevant contexts.

In Paper 1, pupils will read and respond to a literature fiction text in section A and complete a descriptive or narrative writing task in section B. Its genre will be prose fiction and will include extracts from novels and short stories. Preparation for the exam will focus on openings, endings, narrative perspectives, character, descriptive passages and atmospheric descriptions.

In Paper 2, pupils will read and compare two texts, one of which will be a non fiction text and one literary non-fiction text. Choice of genre will include high quality journalism, articles, reports, essays, travel writing, accounts, sketches, letters, diaries, autobiography and biographical passages or other appropriate non-fiction and literary non-fiction forms.

This specification will ensure that students can read fluently and write effectively. Students will be able to demonstrate a confident control of Standard English and write grammatically correct sentences, deploying figurative language and analysing texts.

This is a demanding yet fulfilling course as pupils will be taught how to analyse language in high quality texts and develop critical thinking skills.

English Literature

EXAM BOARD: AQA

EXAMINATION: 100%

Grades Available 1-9



Written Examinations

Paper 1 1hr 45 minutes: Shakespeare and the 19th century novel 40%

Paper 2 2hr 15 minutes: Modern texts and poetry 60%

COURSE DESCRIPTION

Pupils will study a whole Shakespeare play and in the exam will be required to write in detail about an extract and then to write about the play as a whole. Pupils will study either Romeo and Juliet, Macbeth or The Merchant of Venice.

They will also study a 19th century novel and answer a question about a specific extract and show an understanding of the novel as a whole. The choice of texts is extensive and challenging and includes classics such as Pride and Prejudice, Jane Eyre, A Christmas Carol and The Sign of Four.

Pupils will study a selection of poems from a poetry anthology based on the themes of either Conflict or Relationships. In the exam, pupils will be required to write about two of these poems in detail, commenting on language, structure and thematic links. Pupils will also be required to respond to two unseen poems.

Pupils will also study a modern text, for example An Inspector Calls. In the exam pupils will answer one question based on the themes, characters and ideas explored in the play.

This literature course provides ample opportunities for pupils to engage with a range of demanding texts and will develop and refine their comprehension and critical reading skills.

For further information on either English qualifications please contact:

Ms K Poulton - Director of Subject

Mr D Jones - Assistant Director of Subject

History

Content and assessment overview

Edexcel GCSE (9–1) in History

Consists of three externally examined papers. The total qualification mark is 168, of which 8 marks are for spelling, punctuation, grammar and use of specialist terminology (SPaG). Examinations will take place in May/June of Year 11.

PAPER 2 – 40%

(Edexcel 1HIOB1/24/25)

SHP British Depth Study and Period study

B1—Anglo-Saxon & Norman England

24/25— The American West

Assessment overview



Section A: Period study. The American West

Students answer three questions that assess their knowledge and understanding. The first two questions are compulsory. For the third question, students select two out of three parts.

Section B: British depth study. Anglo-Saxon & Norman England

Students answer a single three-part question that assesses their knowledge and understanding. The first two parts are compulsory. For the third part, students select one from a choice of two

PAPER 3 - 30%

(Edexcel 1HIO/31)

Weimar and Nazi Germany, 1918-1939

Assessment overview

Section A Students answer a question based on a provided source and a question that assesses their knowledge and understanding of why and how Hitler came to power.

Section B Students answer a single four-part question, based on two provided sources and two provided interpretations, which assess their ability to understand where historians have got their ideas from

ICT / Computing

OCR CAMBRIDGE NATIONALS (Certificate) IN ICT (LEVEL 2)

Are you interesting in Technology? Being creative?
Understanding how technology works in the world of work?
Having fun and enjoyment whilst learning? This may be the course for you!

Qualification Structure

Students will be entered for the full OCR Cambridge Nationals in ICT. To achieve this, students must complete 2 mandatory units and 2 optional units.

Mandatory Units

Unit 1 – Understanding computer systems

As the first core unit and a foundation for others, this unit will give students a solid base to develop knowledge and understanding of computer systems and the implications of working with data to enable them to use computers effectively.

Unit 2 – Using ICT skills to create business solutions

In the second core unit, students will refine their existing knowledge of computers to reflect the working practices of the commercial world. This includes using a wide range of software efficiently.

Optional Units – two units will be studied from these

Unit 3 – Handling data using spread sheets

Unit 4 – Handling data using databases

Unit 5 – Creating an interactive product using multimedia components

Unit 6 – Creating digital images

Unit 7 – Creating dynamic products using sound and vision

Unit 8 – Introduction to computer programming

Unit 9 – Exploring computer hardware and networks

Unit 10 – Developing control systems

Unit 11 – Understanding technology – a project approach



Assessment

Unit 1 is an externally assessed piece of work. Unit 2 is a board set assignment that is internally assessed, and externally moderated. The two optional units will both be internally assessed and externally moderated. Grades awarded are Pass, Merit, Distinction and Distinction*.

Progression Routes

Progression into employment: These qualifications are designed to enable candidates to enter employment at operative or trainee level within a wide range of business environment. Such candidates would normally enter employment through a work related training programme.

Progression to further qualifications: This course will provide a basis for progression to other qualifications at Level 3 of the National Qualifications Framework.

For further information on this qualification please contact: Mr T Wilkinson.

Mathematics

KS4 Mathematics GCSE (1-9)

4 maths lessons per week

100% examination

Examination at the end of Year 11

3 exams consisting of one non calculator paper and two calculator papers each lasting 90 minutes.


Exam board Edexcel

Foundation Tier

Covers grades 1, 2, 3, 4 and 5

Topics that are new to foundation are:

- Index laws: zero and negative powers (numeric and algebraic)
- Standard form
- Compound interest and reverse percentages
- Direct and indirect proportion (numeric and algebraic)
- Expand the product of two linear expressions
- Factorise quadratic expressions in the form $x^2 + bx + c$
- Solve linear/linear simultaneous equations
- Solve quadratic equations by factorisation
- Plot cubic and reciprocal graphs, recognise quadratic and cubic graphs
- Trigonometric ratios in 2D right-angled triangles
- Fractional scale enlargements in transformations
- Lengths of arcs and areas of sectors of circles
- Mensuration problems
- Vectors (except geometric problems/proofs)
- Density
- Tree diagrams



Higher Tier

Covers levels 3, 4, 5, 6, 7, 8 and 9

Topics that are new to higher tier:

- Expand the products of more than two binomials
- Interpret the reverse process as the 'inverse function'; interpret the succession of two functions as a 'composite function' (using formal function notation)
- Deduce turning points by completing the square
- Calculate or estimate gradients of graphs and areas under graphs, and interpret results in real-life cases (not including calculus)
 - Simple geometric progressions including surds, and other sequences
- Deduce expressions to calculate the n th term of quadratic sequences
- Calculate and interpret conditional probabilities through Venn diagrams

Topics new to BOTH tiers include:

- Use inequality notation to specify simple error intervals
- Identify and interpret roots, intercepts, turning points of quadratic functions graphically; deduce roots algebraically
- Fibonacci type sequences, quadratic sequences, geometric progressions
- Relate ratios to linear functions
- Interpret the gradient of a straight line graph as a rate of change
- Know the exact values of $\sin \theta$ and $\cos \theta$ for $\theta = 0^\circ, 30^\circ, 45^\circ, 60^\circ$ and 90° ; know the exact value of $\tan \theta$ for $\theta = 0^\circ, 30^\circ, 45^\circ$ and 60°

Extra support

Intervention put on for Year 11 pupils

After school revision every Thursday for Year 11 pupils

Pupils subscription to www.mymaths.co.uk pupils can get the username and password from their class teacher

Media Studies

Media Studies is being reformed and the information below is from the new specification. The GCSE will now be assessed through two external examinations worth 70% of the overall GCSE and a controlled assessment worth 30% :

Component 1: Exploring the Media

Written examination: 1 hour 30 minutes

40% of qualification

Section A: Exploring Media Language and Representation

This section assesses media language and representation in relation to two of the following print media forms: magazines, marketing (film posters), newspapers, or print advertisements. There are two questions in this section: one question assessing media language in relation to one set product (reference to relevant contexts may be required)

one two-part question assessing representation in relation to one set product and one unseen resource in the same media form. Part (a) is based on media contexts. Part (b) requires comparison through an extended response.

Section B: Exploring Media Industries and Audiences

This section assesses two of the following media forms: film, newspapers, radio, video games.

It includes:

one stepped question on media industries

one stepped question on audiences.

Component 2: Understanding Media Forms and Products

Written examination: 1 hour 30 minutes

30% of qualification

This component assesses all areas of the theoretical framework and contexts of the media in relation to television and music.

Section A: Television

- one question on either media language or representation, which will be based on an extract from one of the set television programme episodes to be viewed in the examination (reference to relevant contexts may be required)
- one question on media industries, audiences or media contexts.

Section B: Music (music videos and online media)

- one question on either media language or representation (reference to relevant contexts may be required)
- one question on media industries, audiences or media contexts

Component 3: Creating Media Products

Non-exam assessment

30% of qualification

An individual media production for an intended audience in response to a choice of briefs set by WJEC, applying knowledge and understanding of media language and representation.

For further information see Mrs Hudson, Mrs Hayward or Mrs Antrobus



GCSE Spanish

EXAM BOARD: EDEXCEL

As you have studied Spanish at Key Stage 3 you are well prepared to do a GCSE in this language!

You already know a lot of the vocabulary and grammar you'll need for GCSE. You know how to talk about yourself, your family and friends, your hobbies, where you live, school, holidays, food and drink. You'll build on these topics during your GCSE course, as well as moving on to new topics.



How will I be assessed?

Listening: written examination at the end of Y11, higher and foundation levels available 25%.
Speaking: Speaking test taken towards the end of Y11 with your Spanish teacher. Foundation 7-9 minutes, Higher 10-12 minutes 25%. 3 tasks to be completed: a roleplay, picture based discussion & conversation.

Reading: written examination at the end of Y11, higher and foundation levels available 25%. Questions based on a variety of texts and 1 translation into English.

Writing: written examination at the end of Y11, higher and foundation levels available 25%. 2/3 extended response questions and 1 translation into Spanish.

What can I do after I've completed the course?

People with language skills and knowledge are highly thought of in the modern world. They stand out as talented and successful people, with broad and exciting horizons! Taking GCSE Spanish means you will:-

have much more fun when travelling to a Spanish speaking country

be able to study AS and A2 Spanish courses

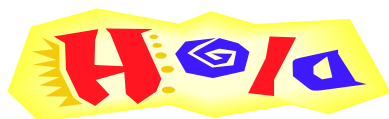
add an extra dimension to your personal skills profile which will impress anyone who reads your CV

be in a stronger position to get a job in companies with international links or to work abroad.

Next steps!

Continue to work hard in your current Spanish studies!

For further information on this qualification please contact : Mrs K Lockett



GCSE French

EXAM BOARD: EDEXCEL

If you are studying French in Year 9 and enjoy it, then you can choose to take French GCSE in Year 10. The topics are the same as the ones you studied for Spanish. You will find that having two languages will widen your horizons on a personal and a professional level.



How will I be assessed?

Listening: written examination at the end of Y11, higher and foundation levels available 25%.

Speaking: Speaking test taken towards the end of Y11 with your French teacher. Foundation 7-9 minutes, Higher 10-12 minutes 25%. 3 tasks to be completed: a roleplay, picture based discussion & conversation.

Reading: written examination at the end of Y11, higher and foundation levels available 25%. Questions based on a variety of texts and 1 translation into English.

Writing: written examination at the end of Y11, higher and foundation levels available 25%. 2/3 extended response questions and 1 translation into French.

What can I do after I've completed the course?

People with language skills and knowledge are highly thought of in the modern world. They stand out as talented and successful people, with broad and exciting horizons! Taking GCSE French means you will:-

have much more fun when travelling to a French speaking country

be able to study AS and A2 French courses

add an extra dimension to your personal skills profile which will impress anyone who reads your CV

be in a stronger position to get a job in companies with international links or to work abroad.

Next steps!

Continue to work hard in your current French studies!

For further information on this qualification please contact : Mrs K Lockett



Merci

Music

COURSE NAME: EDEXCEL GCSE 1-9 in Music

ALL GCSE STUDENTS attend Band/Celebration Group (instrumental) or Vocal Group (singers) one hour per week, as well as school performances. This is compulsory, as you do not have as much written homework as other subjects & need the performance experience for the 30% performance component.

COURSE OVERVIEW & ASSESSMENT

-
- Areas of Study:**
1. Instrumental Music 1700-1820
 2. Vocal Music
 3. Music for Stage and Screen
 4. World Music



Examination: Listening (40%) 1 3/4 hours written paper: 12 questions based on Areas of Study, musical dictation and unseen elements.

Controlled Assessment: Performance (30%) Perform 2 pieces (one solo, one ensemble) on chosen instrument/voice (15% each). NB: If the piece is less than Grade 4 standard, the board deducts marks.

Controlled Assessment: Composition (30%) 2 compositions, each written to a brief and based on two **Areas of Study** (15% each). The exam board sets the second brief.

CONTROLLED ASSESSMENT DATES

-

Composition:	CA1 (10 hours)	Year 10	May/June/July
Composition:	CA2 (10 hours)	Year 11	October/November/December
Performance:	Solo	Year 11	December/January
Performance:	Ensemble	Year 11	January/February

HOMEWORK: You should be doing at least 2 hours a week homework for each GCSE you do.

-
- Performance:** REHEARSE instrument/voice 4 times a week, 15 minutes a day.
Attend Celebration Group/Band/Vocal Group one hour each week.
- Composition:** Spend 4 hours of your own time (lunch or before/after school) preparing for this over a 3 week period. (This can increase if you don't use class time wisely!)
- Listening:** Revise for a mock exam question once a half term.
You should spend at least 1 hour revising for the mock exam questions, by using the set work scores, learning vocabulary/information and listening to examples. Obviously for the end of year exams and the final exam you would want to revise a lot more!

If you have a good reason to not submit homework or attend an activity please provide a note explaining this. If you fail to do this you will have:

- a 10 minute detention that day;
- a further 30 minute detention if you fail to submit the homework/note the next day.

GENERAL INFORMATION

Commitment, positivity and good time management are key to success, in this subject and in life! It is essential students consistently follow staff advice & manage their time effectively to achieve the best possible results.

USEFUL RESOURCES CGP Books: GCSE Music 1-9: Edexcel Specification and CGP GCSE Music: Core Content; BBC Bitesize (Music); YouTube: Edexcel set works.

P.E

· Exam board - Persons

· BTEC Level 2 Sport



Year 10 Core PE

- One Lesson per week
- Pupils will select a programme of activities involving a variety of games, dance and fitness activities.
- Pupils will be given the opportunity to take leadership awards.
- No examination. Continuous assessment
- There will be a variety of clubs available for students to attend after school. A programme will be available at the beginning of each term.

Year 10 BTEC Sport

- Three lessons a week
- Unit 1: Fitness for Sport and Exercise: You will learn the components of fitness and understand the principles of training. You will explore different training methods and investigate different fitness tests.
- Unit 2: Practical Sports Performance: You will participate in Badminton and Rounders and learn the rules, regulations and scoring systems for both. You will develop your own skill in these sports and develop analysis skills.
- Unit 5: Training for personal fitness: You will design a six week personal exercise programme.
- Unit 6: Leading Sports Activities: You will know the attributes associated with successful sports leadership and be able to plan and lead a sporting activities.

- Assessment dates
- Unit 1: December 2016
- Unit 2: December 2016
- Unit 5: March 2017
- Unit 6 May 2017

Websites

www.edexcel.com

www.bbcbitessize.co.uk

Www.brainmac.co.uk

Others will be given during the course

R.E

At key stage 4, in years 10 and 11 all students continue to follow AQA GCSE Studies B (Catholic Christianity/Judaism/Peace and Conflict and Marriage and Family Life.) Students are graded 1-9. A final examination consisting of 3 exam papers takes place at the end of year 11.



For further information on this qualification please contact: **Mrs J Spike.**

Science

Two possible courses:

1) GCSE Combined Science : Trilogy (2 yr course)

A double GCSE qualification

Board AQA Course code 8464

4.5 Lessons per week

2 tiers: Foundation = 11 – 55 grades Higher = 44 - 99 grades



Assessment

External Exams Biology papers 1 and 2 (33%)

Taken in May/June of year 11 (2 x 75mins)

Topics covered

Paper 1— Cell Biology; organization; infection and response; and Bioenergetics.

Paper 2— Homeostasis and response; Inheritance, variation and evolution; and Ecology.

External Exam Chemistry papers 1 and 2 (33%)

Taken in May/June of year 11 (2 x 75mins)

Topics covered

Paper 1— Atomic structure and Periodic table; Bonding, structure and the properties of matter; Quantitative chemistry; Chemical changes; and Energy changes.

Paper 2— Chemical change; Organic chemistry; Chemical analysis; Chemistry of the atmosphere; and Using resources

External Exams Physics papers 1 and 2 (33%)

Taken in May/June of year 11 (2 x 75mins)

Topics covered

Paper 1— Energy; Electricity; particle model of matter; and Atomic structure.

Paper 2— Forces; Waves; and Magnetism and electromagnetism.

Science

Triple Science Option

2) Separate Science 3 x GCSE's (2 year course)

Option 3 extra lessons per week

Board AQA Course code 8461 – Biology GCSE

Course code 8462 - Chemistry GCSE

Course code 8463 - Physics GCSE

tiers: Foundation = 1 – 5 grades Higher = 4– 9 grades

Assessment

-

External Exams Biology papers 1 and 2 (50% each)

Taken in May/June of year 11 (2 x 105mins)

Topics covered

Paper 1— Cell Biology; organization; infection and response; and Bioenergetics.

Paper 2— Homeostasis and response; Inheritance, variation and evolution; and Ecology.

External Exam Chemistry papers 1 and 2 (50% each)

Taken in May/June of year 11 (2 x 105mins)

Topics covered

Paper 1— Atomic structure and Periodic table; Bonding, structure and the properties of matter; Quantitative chemistry; Chemical changes; and Energy changes.

Paper 2— Chemical change; Organic chemistry; Chemical analysis; Chemistry of the atmosphere; and Using resources

External Exams Physics papers 1 and 2 (50% each)

Taken in May/June of year 11 (2 x 105mins)

Topics covered

Paper 1— Energy; Electricity; particle model of matter; and Atomic structure.

Paper 2— Forces; Waves; and Magnetism and electromagnetism; and Space physics

