

Covid-19 HOME TESTING GUIDANCE

The following information is taken from the DFE and NHS guidance for home testing using lateral flow testing kits.



WHY IS HOME TESTING IMPORTANT?

- About 1 in 3 people with coronavirus do not have symptoms but can still pass it on to others.
- Regular testing of people without symptoms is important to help stop the virus spreading and protect your loved ones. As lockdown restrictions gradually ease we all need to play our part to help protect each other.



What twice-weekly testing involves

You will be asked to:

- Take a test twice a week (every Sunday evening and Wednesday evening before bed)
- Report every result to NHS Test and Trace on the same day you take the test by following the information in the leaflet in your test kit.
- Report your test result to school by using the classcharts app (how to do this is shown later in this presentation).

HOW TO DO THE TEST

THIS LINK WILL GIVE A STEP-BY-STEP GUIDE TO CARRYING OUT THE TEST

❑ https://assets.publishing.service.gov.uk/government/uploads/system/uploads/attachment_data/file/957271/COVID-19-self-test-instructions.pdf

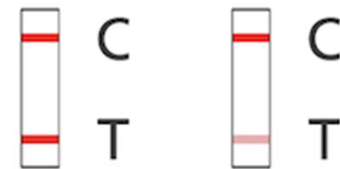
A SUMMARY VIDEO SHOWING HOW TO CARRY OUT THE TEST CAN ALSO BE FOUND HERE:

❑ <https://youtu.be/S9XR8RZxKNo>

THE RESULTS



Negative result



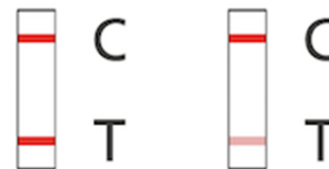
Positive results



Results void

If anyone tests positive or gets coronavirus symptoms, they should:

- ❑ self-isolate immediately
- ❑ get a PCR test to confirm the result
- ❑ follow the stay-at-home guidance for households with possible coronavirus infection
- ❑ uploading the result on the ClassCharts app as well as call the year group Support Manager on the first morning of the pupil's absence
- ❑ upload the result online at www.gov.uk/report-covid19-result




Positive results

A negative result means the test did not find signs of coronavirus.

But this does not guarantee you do not have coronavirus, so you should keep following all coronavirus advice including:

- regular handwashing
- social distancing
- wearing a face covering where recommended
- upload the result on the Classcharts app
- upload the result online at www.gov.uk/report-covid19-result



A void test means you did not do the test correctly. Use a new test kit and take another test.



Results void

Let school know your result via



- Within the ClassCharts app scroll to the COVID Test section and tap on 'Report New Covid Test'.
- Enter test details into the form as illustrated here...

Record a COVID test for [Name] [X]

Test date:	<input type="text" value="24/3/2021 10:59"/>	1. Enter the date and time the test was taken here.
Test barcode/serial number (optional):	<input type="text"/>	2. Enter the barcode number of the test kit here.
Showing symptoms (optional):	<input type="text"/>	3. Record whether your daughter is showing symptoms here. (YES/NO).
Result (optional):	<input type="text"/>	4. Record whether the test was POSITIVE or NEGATIVE here. If the test went wrong, select VOID.
Note (optional):	<input type="text"/>	5. Enter any extra info here.
<input type="button" value="Record test"/> <input type="button" value="Record test & close"/>		6. Tap 'Record test & close' when done.

Test history for [Name]